

Newsletter # 7 March 2019

We have changed the format for our newsletter which is now available as a PDF file. Please see below for the topics included in this months edition. To view the full newsletter, articles and other updates:

[CLICK HERE TO VIEW COMPLETE MARCH NEWSLETTER](#)

INSIDE THE MARCH EDITION

- *"The Vulnerability of Dental Practices to Cyber Attacks?"*
-a new article by Gary Salman & Paul Murphy (click here to read article)

- **UPDATES and INFORMATION on FUTURE COURSES and EVENTS**

Upcoming Courses in next 90 days (click on date to register)

- March 29-30 2019 - Orlando, Florida Treatment of Edentulous Arch
- April 12-13, 2019 - Las Vegas - Implant Complications
- May 16, 2019 - Orlando, Florida CBCT Boot Camp
- May 17-18, 2019 Orlando, Florida Implant Placement/Bone Augmentation
- June 6-8, 2019 Louisville, KY Implant Prosthetics
- TBA Hands on Surgical and Prosthetics August and December 2019

- **QUESTIONS of the MONTH**



CONGRATULATIONS TO OUR RECENT GRADUATES

CAESARS PALACE,
LAS VEGAS

HANGOVER SUITE
MARCH, 2019

Announcing New Surgical Session Series Dallas, Texas Fall of 2019



[Session 1](#)
Sept. 28-29, 2018
Patient Evaluation ,
Treatment Planning &
Implant Placement into
Abundant Bone

[Session 2](#)
Nov 1-2, 2019
Treatment of the
Edentulous Arch

[Session 3](#)
Dec 6-7, 2019
Implant Placement &
Bone Augmentation
into Compromised Sites

[Session 4](#)
Jan. 17-18, 2020
Treatment of the Posterior
Maxilla:
Osteotome & Lateral
Wall Technique

[Session 5](#)
March 6-7 2020
Immediate Placement
& Loading,
Soft Tissue
Considerations

[Click to Register
for Session 1](#)

[Click to Register
for Session 2](#)

[Click to Register
for Session 3](#)

[Click to Register
Session 4](#)

[Click to Register
Session 5](#)

Surgical Sessions Rosen Shingle Creek Orlando



[Session 2](#)
March 29-30, 2019
Treatment of the
Edentulous Arch
[Click to register](#)

[Session 3](#)
May 17-18, 2019
Implant Placement & Bone Augmentation
into Compromised Sites
[Click to register](#)

[Session 4](#)
July 19-20, 2019
Treatment of the Posterior Maxilla:
Osteotome & Lateral Wall Technique
[Click to register](#)

[Session 5](#)
Sept. 13-14, 2019
Immediate Placement & Loading,
Soft Tissue Consideration
[Click to register](#)



Use of CBCT in Oral

Implantology

May 16, 2019

Rosen Shingle Creek
Orlando , FL

Course Objectives:

- Normal Anatomy
- Abnormal & Variant Anatomy
- Identification of Anterior Loops
- Dual Scan Technique
- CBCT 3D Printing
- Bone Density Evaluation
- CBCT Inherent Complications
- Mandibular Nerve Mapping
- Maxillary Sinus Pathology
- Maxillary Sinus Implant Placement
- CBCT Interactive Treatment Planning
- Digital Impression Surgical Template Design
- Surgical Template Protocol
- CBCT Bone Models
- Immediate Placement & Loading
- Legal Considerations With CBCT Scans

[Register Here](#)

Dental Implant Complications

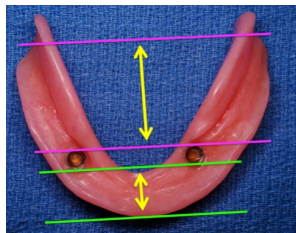
April 12-13 , 2019

Caesars Palace Resort
Las Vegas, NV

Topics Include:

- Medical / Medication Complications
- Radiographic (CBCT) Complications
- Treatment Planning (surgical & prosthetic)
- Intra-Operative / Positioning Complications
- Incision Line Opening
- Bone Grafting Complications
- Posterior Mandible Complications
- Posterior Maxilla Complications
- Single Tooth/ Immediate Placement
- Retained Cement
- Screw Loosening / Fracture
- Fixed Prosthetic Complications
- Removable Prosthetic Complications
- Peri-Implant Complications

[Register Here](#)



IMPLANT PROSTHETICS

Fixed and Removable Prosthetics in Oral Implantology 3-day course

June 6- 8, 2019
Louisville, Kentucky

Fixed Prosthetics

- Prosthetic Differences between Teeth and Implants
- Fixed Treatment Planning
- FP-1 , FP-2, FP-3: Procedure Step by Step
- Monolithic Zirconia Prostheses
- Screw vs. Cement Prosthetics
- Impression Techniques for Fixed Prosthesis
- Biomechanics
- Fixed Prosthesis Cementation Protocol
- Digital Impression Theory & Technique
- Full Arch Prostheses Material

Removable Prosthetics

- Removable Prosthetic Treatment Planning
- Occlusal Concepts for Removable Prostheses
- Overdenture Attachment Selection
- Overdenture Prostheses Step-by-Step
- Complications – Removable Prosthesis
- Progressive Bone Loading for Removable Prostheses
- Screw Loosening & Implant Removal
- Peri-Implant Maintenance

- Options
- Complications for Fixed Prostheses
- Progressive Bone Loading for a Fixed Prostheses

Hands-on Lab

- Screw & Cement Retained Prosthetic Protocol
- Direct & Indirect Impression Technique
- Multi-Unit Abutment Lab
- PMMA Temporary Prosthesis

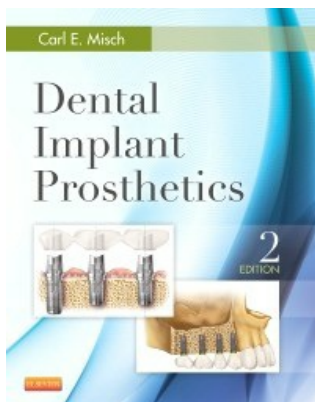
Hands-on Lab

- Removable Impression Techniques
- Locator Attachment Protocol
- Attachment Abutment Selection
- Digital Impression Technique

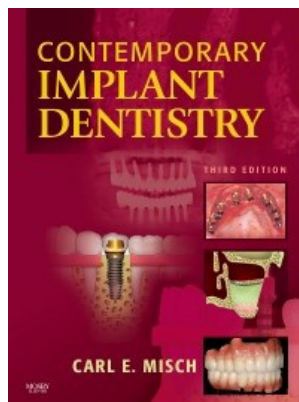


[Register Here](#)


Contact us:
 Phone: (248)-642-3199
 Email: info@misch.com



[Click Here for More Info or to Purchase Textbook](#)



[Click Here for More Info or to Purchase Textbook](#)



[Click Here for More Info or to Purchase Textbook](#)

