



"Advancing a Legacy of Educational Excellence for over 35 years"




Upcoming Sessions

Record
Breaking
Attendance
4/16-4/17, 2021
Dallas, TX

FEATURED ARTICLE

"Doctor, Does Vaping Hurt My Implants?"



DALLAS
Westin Irving Convention Center
Las Colinas - Dallas, TX

Session 2

June 11-12, 2021

Multiple Edentulous & Complete Arch Implant Treatment

Session 3

July 23-24, 2021

Bone Augmentation and Implant Placement in Compromised Sites



ORLANDO
Margaritaville Resort Hotel
Orlando Florida

Session 1

September 10-11, 2021

Socket Grafting, Treatment Planning, & Implant Placement into Abundant



The question "does electronic cigarettes cause complications with dental implants" is a question often asked by patients and dentists. To answer this question, one must have an understanding of exactly how electronic cigarettes work and their effects on dental implants. Recently, E-cigarettes have been introduced and marketed as a popular option for patients to reduce

their craving for regular cigarettes. Often, patients and dentists believe these devices are not associated with the same complications that conventional cigarettes exhibit. E-cigarettes are often thought to be "tobacco-free" and void of generating toxic combustion products.

cont'd page 2

MISCH RESNIK COMPLETE COURSE SCHEDULE

SURGICAL SESSION Dallas

Session 2

June 11-12, 2021

Multiple Implant
Placement and Treatment
of the Edentulous Arch

CBCT BOOT CAMP

July 22, 2021

Session 3

July 23-24, 2021

Implant Placement &
Bone Augmentation into-
Compromised Sites

Session 4

September 24-25, 2021

Treatment of the
Posterior Maxilla:
Osteotome & Lateral Wall
Technique

Session 5

November 12-13, 2021

Immediate Placement
& Loading, Soft Tissue
Considerations

COMPLICATIONS Las Vegas

October 15-16, 2021

CAESAR'S PALACE

Avoiding Implant
Complications

SURGICAL SESSION Orlando

Session 1

September 10-11, 2021

Socket Grafting,
Treatment Planning, &
Implant Placement into
Abundant

“Doctor, Does Vaping Hurt My Implants?”

WHAT ARE E- CIGARETTES?

E-cigarettes or Electronic nicotine delivery system (ENDS) are battery operated devices which release nicotine in a vaporized form, simulating the effects of a regular cigarette. A heated metal element changes the solution of nicotine and flavoring agents into a chemical solution. In addition to nicotine, various carbonyls and aldehydes (i.e. chemicals which have been shown to lead to peri-implant disease and chronic inflammation) have been detected as the byproduct of e-cigarette vaporizations.

WHAT DO THE STUDIES SHOW?

It has been shown that e-cigarettes may impair the healing of the bone and implant interface. Sundar (2016) reported that oral epithelial cells and gingival fibroblasts are negatively affected by the e-cigarette aerosol. The mechanism of destruction is via alteration of the DNA and an increased release of inflammatory mediators like cyclooxygenase as prostaglandins (COX-2 & PGE2).

Ravishankar (2020) showed that periodontal tissue destruction is higher in individual's vaping electronic cigarettes in comparison to non-smokers. Both probing pocket depth and peri- implant bone loss was significantly higher with e-cigarette users. The levels of inflammatory mediators were found to be higher showing a greater amount of localized inflammatory tissue destruction and a compromised peri-implant area.

Although the carcinogenicity appears to be less with e-cigarettes, there still exist health concerns

regarding the nicotine. The nicotine exposure with e-cigarettes may potentially impair the wound healing. Numerous studies have shown nicotine to be associated with impairment of the leukocyte activity, thereby resulting in delayed wound healing by inhibiting the neurovascularization and osteoblastic differentiation.

SUMMARY:

E-cigarettes are relatively new devices with very little long-term research regarding their effect on dental implants.

Although e-cigarettes may be less harmful than the traditional cigarettes, they may still contribute to the pathogenesis of peri-implant disease by cell injury, inflammation and impaired repair ability. The resultant chemicals in the E-cigarette vapor are known to cause DNA and cellular damage. However, further research is needed in order to establish the risk of using the E-cigarette. Dental implant clinicians should educate their patients of the possible complications that may arise from vaping.

¹Roger J.M., Abayon M., Elad S., Kolokythas A. *Oral Trauma and Tooth Avulsion Following Explosion of ECigarette. J Maxillofacial Surg* 2016; 74:1181-1185.

²Kazi, Shazia, et al. "Effects of Vaping on Periodontium-A Review." *Journal of Advanced Medical and Dental Sciences Research* 8.2 (2020): 69-72.

³Ravishankar, Kumar, et al. "Evaluation of Peri-Implant Immunological Parameters amongst Subjects Vaping E-Cigarettes and Non-Smokers." *constitution* 4 (2020): 5.

⁴Tomar S.L., Fox C.H., Connolly G.N. *Electronic cigarettes. The tobacco industry's latest threat to oral health? JADA* 2015; 146(9): 651-653.





MISCH RESNIK
QR CODE LINK for
mischresnik.com

Hold your phone so that the QR code appears in the viewfinder in the Camera app. Your device recognizes the QR code and shows a notification.

Tap the notification to open the link associated with the QR code.



Did You Know ?

If you have taken Misch Resnik courses in the past, you are eligible to sign up and join our "WhatsApp". This forum allows doctors to present cases and ask questions and is followed by Dr. Resnik and the Faculty.



FOLLOW
[#drrandolphresnik](https://www.instagram.com/drrandolphresnik)

Follow Dr. Resnik on Instagram for weekly questions and tips!

PEARLS OF WISDOM



Will Terminology?

Dr. Ronald J. Trevisani is a Board Certified Oral and Maxillofacial Surgeon, Pharmacist, and an Attorney. As a Misch Institute faculty member, he has a passion for teaching clinical dentistry as well as advising dentists from a legal perspective on protecting your assets.

When a Will is created, you get to decide who gets your assets and property after your death, instead of a historical group of politicians, legislators, and a Court. You, as the rightful owner of your Estate, get to name the executor (personal representative) and determine who receives the benefits of your Lifelong success as a Dentist and Entrepreneur. The executor, that you select, will manage the distribution of property as you have described in the Will document. The executor can be an individual, Bank, or Law Firm experienced in Trustee management. You can name as beneficiaries, some, all, or none of your Family and friends. In previous articles, we described Will formalities and the Power of Attorney. We will now continue to describe and define the components of a traditional Will and its adjuncts.

BENEFICIARIES:

The beneficiary designations will dictate who will receive certain assets upon your death. These beneficiaries should be named and included in your traditional will. They should also be named and included in any life insurance products, retirement accounts, and investment accounts, etc. These beneficiaries can change at your discretion and should be reviewed regularly prior to any possible incapacitation, as you may wish to benefit certain individuals as they pass into and out of your life.

HEALTH CARE DIRECTIVE, PROXIES, AND LIVING WILLS:

The Health Care Directives have a similar function as a durable Power of Attorney, in that an agent is given authority to make decisions on the Principals behalf. In this case, the decision making will be related to the Principals health care only. A Health Care Proxy is a specific document whereby someone you select will make medical decisions on your behalf if you are unable to do so. This is sometimes called a "Health Care Surrogate" or "Durable Medical Power of Attorney." This means that your agent can determine if you will undergo certain surgeries or medical treatments if you are incapacitated. A living will is a written document that provides specific instructions in managing your health care in certain medical circumstances in the event of your incapacitation. It is called a living will because it takes effect while you are living. This usually pertains to "life sustaining treatment." That is, a living Will applies when deciding treatment to prolong your life for a limited time period. And, as usual, inquire within your individual State statutes regarding definitions and terminology pertaining to Health Care Directives, as the terms are often used interchangeably.

We will continue Estate Planning & Asset Protection Trusts in future Newsletters.

www.Floridabar.org, Consumer Pamphlet: Do you have a Will? 2020

QUESTIONS OF THE MONTH

1 EXTRACT or IMPLANT??



In some cases, a decision must be made to keep or extract a root canal tooth. In failed endodontic teeth, apical surgery is often necessary to retain the tooth. What is the success rate of surgical apical surgery?

- a. 92%
- b. 84%
- c. 70%
- d. 64%
- e. 48%

2 CBCT: TOO MUCH RADIATION?

The amount of radiation exposure patients are subjected to with CBCT units is often a question posed by patients. Recent studies have shown a mid-field of view CBCT scan can be as little as 20 uSv. In comparison, how much radiation is a passenger exposed to on a flight from New York to Chicago?

- a. 24 uSv
- b. 39 uSv
- c. 60 uSv
- d. 88 uSv
- e. 99 uSv




3 RADIOLOGICAL ANATOMICAL VARIANT

What is this anatomic variant in the mandibular posterior region (white)?

- a. Bifid Mandibular Canal
- b. Nutrient Canal
- c. Incisive Canal
- d. Submandibular Canal
- e. Retromolar Canal





The Misch Resnik Institute is dedicated to providing a safe, healthy environment for our future meetings. Strict social-distancing protocols will be implemented along with COVID-19 prevention supplies being made available to all staff and attendees. In addition, the Misch Resnik Institute has integrated the following CDC recommended strategies and guidelines;

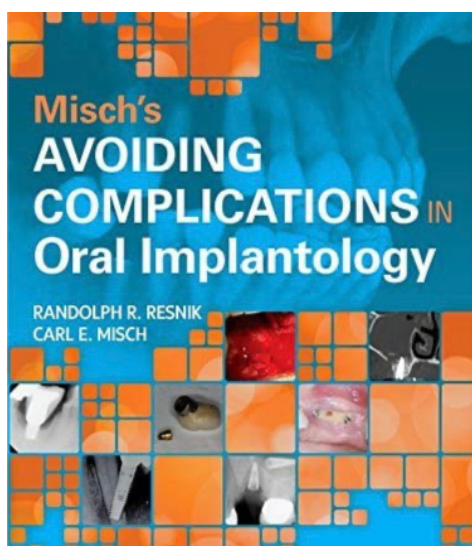
NEW MEETING GUIDELINES DUE TO COVID - 19

- All lectures will be in an enlarged space (Main Ballroom)
- One attendee per 6-foot table
- Enlarged Exhibitor space and tables
- Hand Sanitizer , Disposable Facemasks, and Trash Baskets available
- Service stations to be sanitized once per hour along with common and high-traffic areas
- Coffee and other breakout times will be served with disposable cups.
- Bottled water in lieu of water carafes on meeting tables
- Temperature evaluation and questionnaire completion prior to meeting

The Misch Resnik Implant Institute along with the Westin Irving will continually monitor the latest CDC guidelines and implement new policies as necessary. We appreciate everyone's understanding and flexibility with this very difficult situation. If you have any questions, please contact Heidi at 248-642-3199.

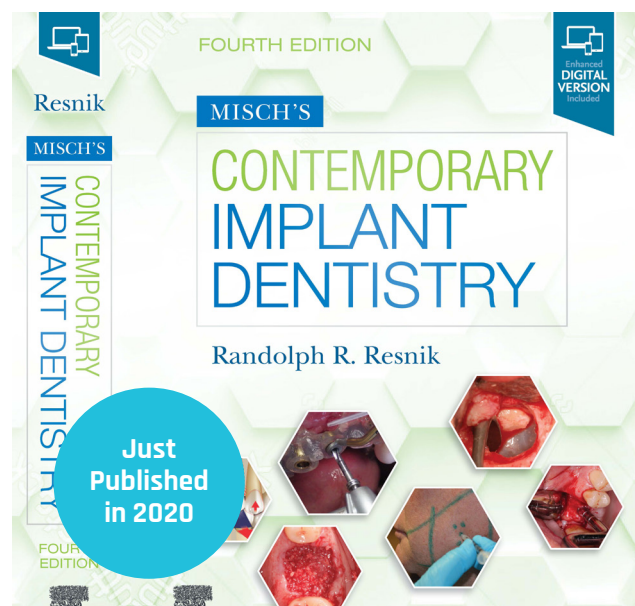
~ Randolph R. Resnik DMD, MDS
Director of Misch Resnik Implant Institute

PUBLICATIONS



“ best implant book from the best implantologists”
~ Dr. Eun Young Cho (Amazon)

“ Super recommended...if you are studying or placing implants, this book is indispensable.”
~ Dr. Rodrigo Cuevas



“ a must read...”
“most comprehensive reference available..”
~ Gordon Christensen, DDS, MSD, PhD

“ an all-inclusive reference book for implants...”
“tailored for both the new and seasoned implant dentist “
~John Cianciola, DDS

AVAILABLE AT ELSEVIER.COM OR AMAZON.COM

ANSWERS to the QUESTIONS of the MONTH



1 EXTRACT or IMPLANT??

ANSWER: D

64% is the success rate of apical surgery

~ 2nd retreatment success rate = 36%

Peterson J, Gutmann JL. The outcome of endodontic re-surgery: a systematic review. Int Endod J. 2001;34(3):169-175.

2 CBCT: TOO MUCH RADIATION??

ANSWER: B (A flight from New York to Chicago is twice the radiation from a CBCT Scan)

Friedberg W, Copeland K, Duke FE, O'Brien K 3rd, Darden EB Jr. Radiation exposure during air travel: Guidance provided by the FAA for air carrier crews. Health Phys 79(5):591-595; 2000. Preproce-

3 RADIOLOGICAL ANATOMIC VARIANT

ANSWER: A

The mandibular canal is a conduit for the inferior alveolar nerve (IAN), the inferior alveolar artery and vein which is a branch of the third division of the trigeminal nerve that runs through the mandibular ramus from the mandibular foramen to the mental foramen. Radiographically, this canal is a single canal depicted by radiopaque borders (superiorly and inferiorly). In approximately 1.2% of cases, the canal splits and is made up of two different canal (Bifid Canal), both containing components of the inferior alveolar nerve.

Kalantar Motamedi, M. H., Navi, F., & Sarabi, N. (2015). Bifid Mandibular Canals: Prevalence and Implications. Journal of Oral and Maxillofacial Surgery, 73(3), 387-390.doi:10.1016/j.joms.2014.09.011.